

Exova
2395 Speakman Dr.
Mississauga
Ontario
Canada
L5K 1B3

T: +1 (905) 822-4111
F: +1 (905) 823-1446
E: sales@exova.com
W: www.exova.com



Testing. calibrating. advising

UNCONTROLLED ELECTRONIC COPY

Caloric Content of "AZM150"

A Report To: **Canadian Sheet Steel Building Institute (CSSBI)**
652 Bishop Street North
Unit 2A Cambridge, ON, Canada
N3H 4V6

Phone: +1 (510) 650-1285

Attention: Steven Fox
E-mail: sfox@ccsbi.ca

Submitted by: Exova Fire Testing

Report No. 18-002-775(B)
8 Pages + Appendix

Date: February 26, 2019

ACCREDITATION To ISO/IEC 17025 for a defined Scope of Testing by the International Accreditation Service

SPECIFICATIONS OF ORDER

Determine Effective Heat of Combustion according to ULC-S135-04 as per Exova Quotation No. 18-002-580,604RV1 accepted December 13, 2018.

SAMPLE IDENTIFICATION

Coated panel, described as "Galvalume, SMP" and identified as "AZM150".

(Exova sample identification number 18-002-S0775-2)

SUMMARY OF TEST PROCEDURE

Each specimen is mounted into a holder and placed horizontally below a cone-shaped radiant heat source which has been previously calibrated to emit a predetermined heat flux. Testing can occur with or without a spark ignition source. The test is performed in ambient air conditions, while a load cell continuously monitors specimen weight loss.

Exhaust gas flow rate and oxygen concentration are used to determine the amount of heat release, based on the observation that the net heat of combustion is directly related to the amount of oxygen required for combustion. The relationship is that approximately 13.1×10^3 kJ of heat are released per 1 kg of oxygen consumed.

In addition to rate of heat release, other specified measurements include mass-loss rate, time to sustained flaming and smoke obscuration.

PROPOSED REQUIREMENTS

The Canadian Commission on Building and Fire Codes proposes modification to existing Provision 3.1.5.1 to further define a "Noncombustible Material". The proposal will permit materials to be used in noncombustible construction when tested in accordance with ULC-S-135 at a heat flux of 50 kW/m², if the following criteria are met:

- a) its total heat release is not more than 3 MJ/m²,
- b) its total extinction area is not more than 1.0 m², and
- c) the test duration is extended beyond the time stipulated in the referenced standard until it is clear that there is no further release of heat or smoke.

TEST RESULTS**ULC-S135-04**

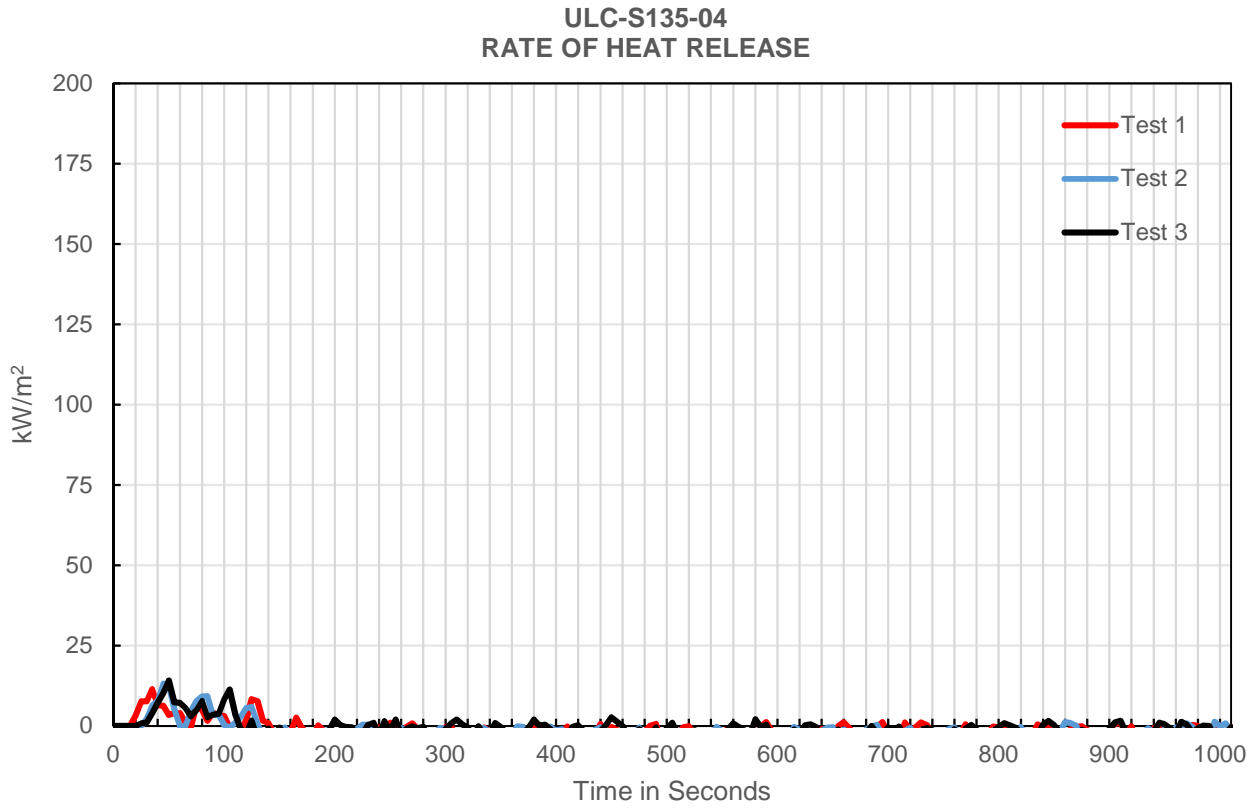
Standard Test Method for the Determination of Combustibility Parameters of Building Materials
Using an Oxygen Consumption Calorimeter (Cone Calorimeter)

Testing was performed on February 25, 2019 with the sample in the horizontal configuration, utilizing the specimen edge frame, with the specified spark ignition source.

	Test #1	Test #2	Test #3	Average
Heat Flux (kW/m ²)	50	50	50	
Exhaust Flow Rate (l/s)	24	24	24	
Specimen Thickness (mm)	0.6	0.6	0.6	
Initial Mass (g)	49.4	49.0	49.6	
Mass at Sustained Flaming (g)	49.4	49.0	49.6	
Final Mass (g)	48.9	48.7	49.1	
Sample Mass Loss (kg/m ²)	0.05	0.03	0.06	0.05
Peak Specific Mass Loss Rate (g/(s·m ²))	5.35	5.48	4.52	5.12
Average Mass Loss Rate (g/(s·m ²))	0.14	0.23	0.31	0.22
Time to Ignition (s)	d.n.i.	d.n.i.	d.n.i.	d.n.i.
Time to Flame-out (s)	d.n.i.	d.n.i.	d.n.i.	d.n.i.
Time of Peak Rate of Heat Release (s)	35	45	50	43
Peak Rate of Heat Release (kW/m ²)	11.5	13.2	14.2	13.0
Average Rate of Heat Release (kW/m ²)	0.0	0.0	0.0	0.0
Total Heat Released (MJ/m²)	0.6	0.6	0.7	0.6
Total Smoke Production (m³)	0.76	1.71	0.36	0.94
Total Smoke per Specimen Unit Area (m ³ /m ²)	85.99	192.93	40.84	107
Peak Extinction Area (m ² /kg)	1464.7	1698.3	1139.6	1434.2
Average Extinction Area (m ² /kg)	1282.5	5547.2	0.0	2276.6

d.n.i. - did not ignite

TEST RESULTS (continued)

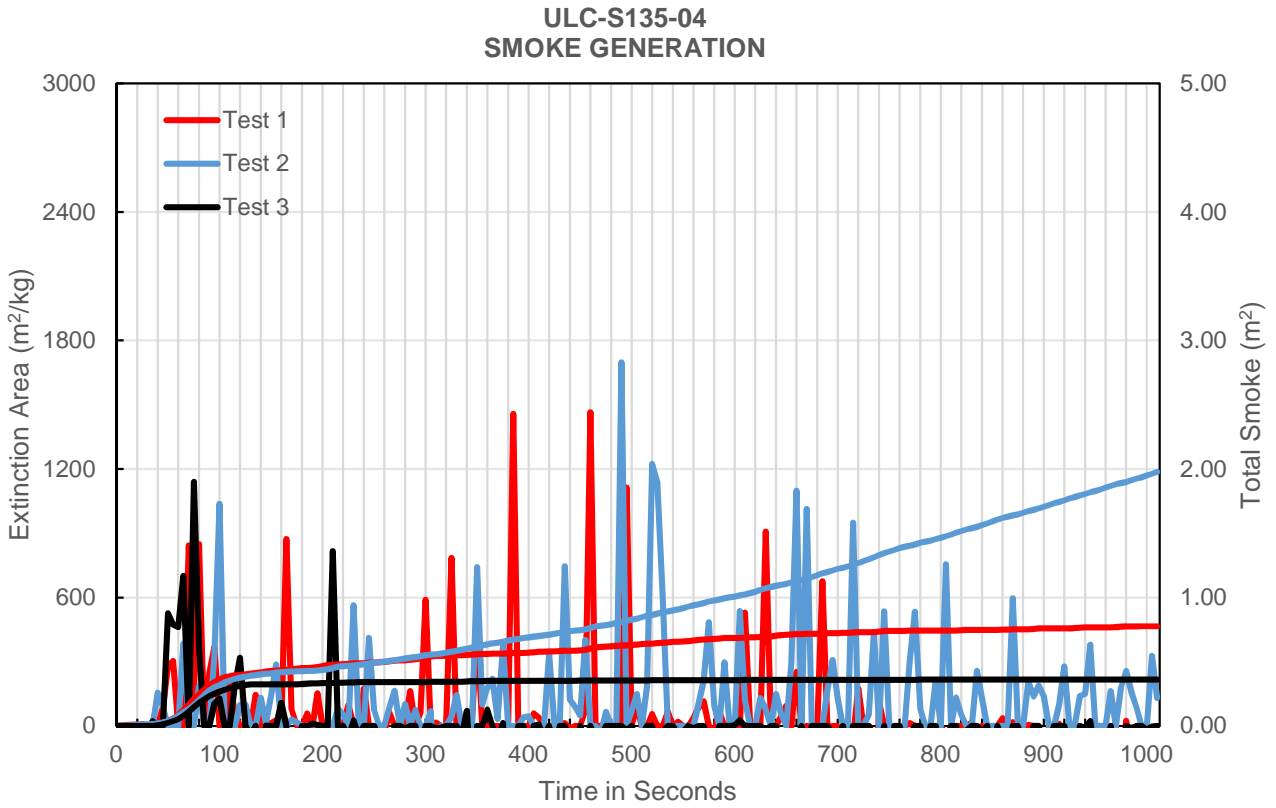


	Test	#1	#2	#3	Average
Peak Rate of Heat Release (kW/m²)		11.5	13.2	14.2	13.0
Average Heat Release Rate (kW/m²)*		0.0	0.0	0.0	0.0
Heat Release Rate @ 60 s (kW/m²)**		4.5	4.7	4.5	4.6
Heat Release Rate @ 180 s (kW/m²)**		2.4	2.1	2.2	2.2
Heat Release Rate @ 300 s (kW/m²)**		0.7	0.4	0.9	0.6

* Averaged over the test period (from ignition to flameout).

** Averages, or projected averages over the first 60, 180 or 300 seconds after ignition.

TEST RESULTS (continued)



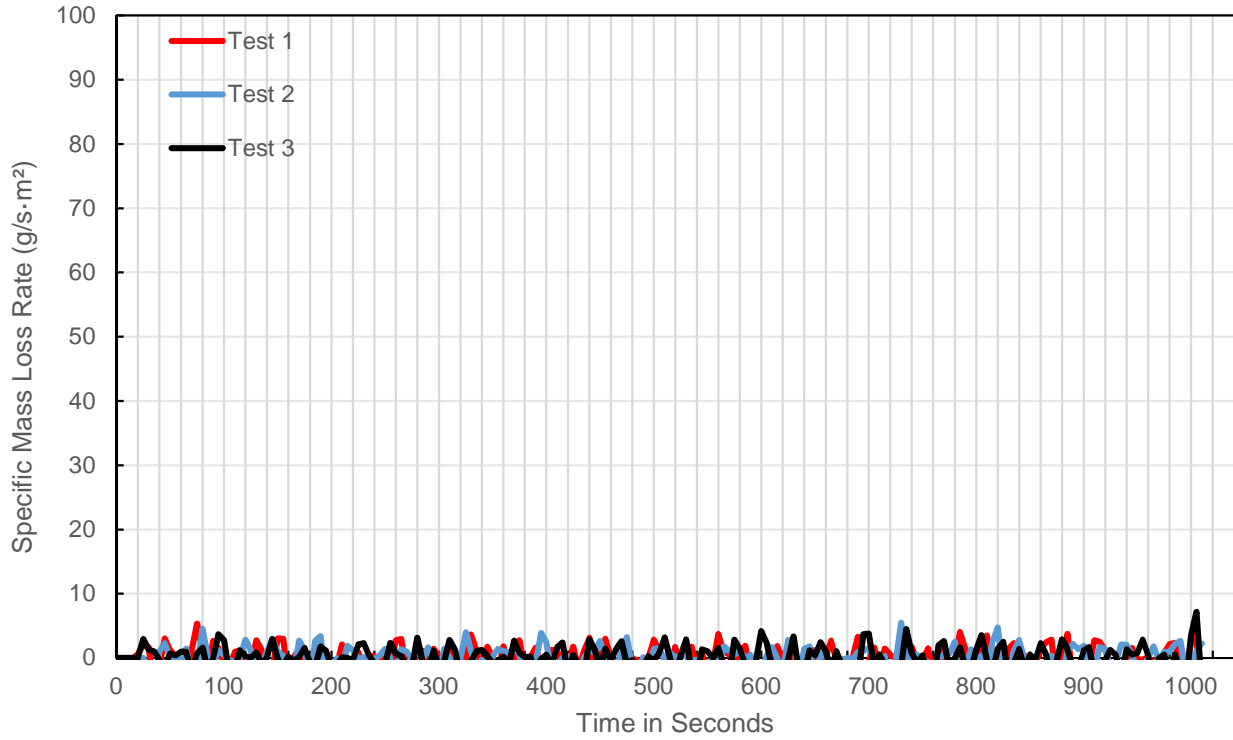
	Test	#1	#2	#3	Average
Peak Extinction Area (m ² /kg)		1464.7	1698.3	1139.6	1434.2
Average Extinction Area (m ² /kg)*		1282.5	5547.2	0.0	2276.6
Extinction Area @ 60 s (m ² /kg)**		760.6	1043.1	293.3	699.0
Extinction Area @ 180 s (m ² /kg)**		2136.7	1427.8	620.3	1394.9
Extinction Area @ 300 s (m ² /kg)**		1296.8	1716.2	565.9	1192.9
Total Smoke (m ²)		0.8	1.7	0.4	0.9

* Averaged over the test period (from ignition to flameout).

** Averages, or projected averages over the first 60, 180 or 300 seconds after ignition.

TEST RESULTS (continued)

**ULC-S135-04
MASS LOSS RATE**



	Test	#1	#2	#3	Average
Peak Mass Loss Rate (g/(s·m ²))		5.35	5.48	4.52	5.12
Avg. Specific Mass Loss Rate (g/(s·m ²))*		0.14	0.23	0.31	0.22
Mass Loss Rate @ 60 s (g/s)**		0.00	0.00	0.00	0.00
Mass Loss Rate @ 180 s (g/s)**		0.00	0.00	0.00	0.00
Mass Loss Rate @ 300 s (g/s)**		0.00	0.00	0.00	0.00

* Averaged over the period starting when 10% of the ultimate mass loss occurred and ending at the time when 90% of the ultimate mass loss occurred.

** Averages, or projected averages over the 60, 180 or 300 second periods starting when 10% of the ultimate mass loss occurred.

CONCLUSIONS

The coated steel panel identified in this report meets the Total Heat Release requirement outlined in Article 3.1.5.1 of the National Building Code. The material affords a Total Heat Release average of 0.62 MJ/m² and a Total Smoke Extinction Area average of 0.94 m², when tested according to CAN/ULC-S135 at an imposed heat flux of 50 kW/m².

Note: This is an uncontrolled electronic copy of the report. Signatures are on file with the original.

Mel Garces,
Senior Technologist.

Ian Smith,
Technical Manager.

Note: This report and service are covered under Exova Canada Inc. Standard Terms and Conditions of Contract which may be found on the Exova website (www.exova.com), or by calling 1-866-263-9268.

Caloric Content of "AZM150"

For: Canadian Sheet Steel Building Institute (CSSBI)

Report No.: 18-002-775(B)

APPENDIX

(1 Page)

ASTM E 1354 Definitions

ASTM E 1354 DEFINITIONS

In evaluating the data produced by the oxygen consumption (cone) calorimeter, the following definitions and comments are offered:

<u>Effective Heat of Combustion</u>	This is the measured heat release divided by the mass loss for a specified time period and therefore represents the calorific value of the consumed portion only of the tested material. Caloric content under the test conditions can be derived by dividing the total heat released by the original mass of the material under test. It generally differs from the theoretical heat of combustion, since the latter involves complete combustion - a phenomenon which rarely takes place in an actual fire.
<u>Time to Ignition</u>	Also known as ignition delay time, this parameter provides a measure of the propensity of a material to ignite, as measured by the time to sustained ignition at a given heat flux. It can also be considered to be related to the volatility of the degradation products and the time required to achieve a critical fuel concentration in the vapour phase. This gasification rate is temperature dependent: the higher the imposed heat flux, the shorter the time to ignition.
<u>Heat Release Rate (HRR)</u>	HRR is the heat evolved per unit time and is highly dependent on the applied heat flux: the higher the flux, the greater the HRR. HRR curves can fluctuate significantly with time and it is generally considered that the average HRR can be a better predictor of full-scale fire performance than the peak value.
<u>Total Heat Release</u>	This is the integrated area under the HRR curve over the test period, expressed in MJ/m ² . If one knows the total surface area of a material used in a room or transit vehicle, this value is more properly used to estimate potential heat load than is the more commonly used "caloric content", which is based upon the weight of material used.
<u>Mass Loss Rate</u>	This is roughly correlatable with heat release rate because it is the rate at which the test material is degraded to produce combustible fuels. The peak mass loss rate and average mass loss rate are derivative terms generated by the load cell.
<u>Extinction Area</u>	This refers to the "yield" of smoke which, through mathematical manipulation, is expressed as an area per unit mass.

In addition to average values for the test, data averaged to the 60, 180 and 300 second marks after ignition are also typically provided. For example, where materials burn for different lengths of time, it is more technically sound to compare the average heat release rates over the first 1, 3 or 5 minutes of burning than to compare the test average results, which encompass differing time periods.